

29.13 ART & DESIGN (442)

29.13.1 Art & Design Paper 1 (442/1)

Name Index Number...../.....

442/1
ART AND DESIGN
Paper 1
Oct./Nov. 2008
1½ hours

Candidate's Signature

Date

THE KENYA NATIONAL EXAMINATIONS COUNCIL
Kenya Certificate of Secondary Education
ART AND DESIGN
Paper 1
1½ hours

Instructions to candidates

Write your name and index number in the spaces provided above.

Sign and write the date of the examination in the spaces provided above.

*This paper consists of **three** sections: **A**, **B** and **C**.*

*Answer **all** the questions in sections **A** and **B**.*

*Answer any **one** question from section **C**.*

All answers should be written in the spaces provided.

Where drawing and diagrams are appropriate, they should be included within the text of your answers.

For Examiner's Use Only

Section	Question	Maximum Score	Candidate's Score
A	1	20	
	2	05	
B	3	05	
	4	05	
	5	05	
	6	05	
C		15	
Total Score		60	

This paper consists of 14 printed pages.

Candidates should check the question paper to ascertain that all the pages are printed as indicated and no questions are missing.

SECTION A (20 marks)

Answer all the questions in this section in the spaces provided.

1. (a)



State the type of balance portrayed in the illustration above.
Give the reason for your answer.

(2 marks)

(b) Name the **three** most important elements of Art and Design.
Give the reason why they are considered the most important.

(2½ marks)

(c) Distinguish between “Actual” and “Visual” texture.

(2 marks)

(d) Explain the **main** difference between montage and photomontage.

(2 marks)

e)




Identify the illustration above and state its function.

(2 marks)

(f) Explain the terms “Structured” and “Applied” designs as used in Fabric Decoration.
(2 marks)

- (g) Study the drawing below.

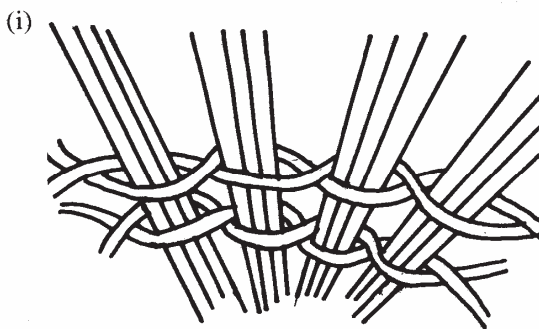


Explain how depth has been created in the drawing.

(2 marks)

- (h) Explain the mosaic technique with reference to function, materials and process.

(2 marks)



Identify the two techniques illustrated above.

(2 marks)

- (j) State the **three** main factors that determine the design of an ornament. (1 1/2 marks)

SECTION B (25 marks)

Answer *all* the questions in this section in the spaces provided.

2. In the space provided below, make a sketch of a human head in profile. (5 marks)
3. (a) Define the term impression in reference to printmaking. (1 mark)
- (b) State the **four** main stages in the procedure of creating impression. (4 marks)

4. (a) Explain any **three** qualities that make lettering effective in layout. (3 marks)
- (b) In the space provided below, construct letter p in uppercase to illustrate “Counter” and “Serif”. (2 marks)

5. (a)



- Analyse the illustration above and name **four** shading techniques depicted. (4 marks)
- (b) Mention the term used to refer to a drawing done in outline. (1 mark)

6. Study the artwork represented below.



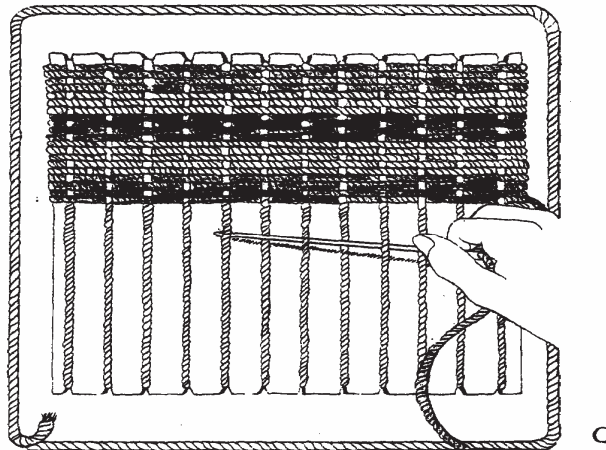
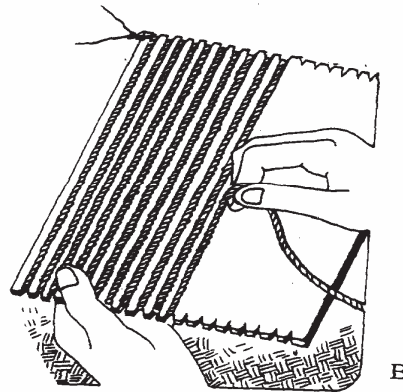
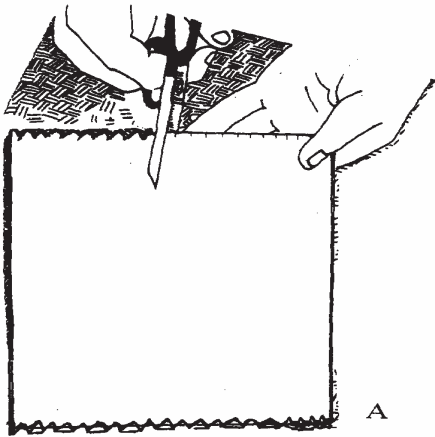
Analyse the artwork under the following points:

- (a) Type of art; (1 mark)
- (b) Material and tools used; (1 mark)
- (c) Technique and process; (2 marks)
- (d) Style. (1 mark)

SECTION C (15 marks)

*Answer any one question in this section.
Write your answer in the space provided after question 9.*

7. The illustrations A, B, C represent the stages of an art technique in progress.



- (a) Identify the technique. (1 mark)
- (b) Identify and describe the process involved in each stage. (14 marks)

8. You have been provided with a block of stone or wood to create a sculpture in the round.
- (a) Name the appropriate technique to be used. (1 mark)
 - (b) Mentioning the tools, describe the process involved. (14 marks)
9. (a) Describe the process of trimming, mounting, framing and display in reference to picture presentation. (13 marks)
- (b) Using **one** illustration for each, show the difference between matt and window mounting. (2 marks)

29.13.2 Art & Design Paper 2 (442/2)

442/2

ART AND DESIGN

Paper 2

Practical

Oct./Nov. 2008

3 hours

THE KENYA NATIONAL EXAMINATIONS COUNCIL

Kenya Certificate of Secondary Education

ART AND DESIGN

Paper 2

PRACTICAL

3 hours

Instructions to candidates

*This paper contains **TWO** alternatives; **A** and **B**. Each alternative has two questions. Choose only **ONE** question from any **ONE** alternative.*

*In alternative **A**: Choose either a drawing or a painting question.*

*This question paper will be given to you **one hour** before the start of the examination to enable you to make your choice from the alternatives. During this **one hour**, you are allowed to make sketches on the **A4** papers provided to help you decide on your choice.*

*The use of rulers and other mechanical means is **forbidden** in alternative **A** but is **allowed** in alternative **B**.*

In this paper the candidate is reminded that emphasis should be laid on quality of imagination rather than literal interpretation of them.

*At the end of the examination, pass your work and sketches to the supervisor **without rolling or folding** it.*

This paper consists of 2 printed pages

Candidates should check the question paper to ascertain that both pages are printed as indicated and no questions are missing.